NO MECHANICAL HOUSING TO HOLD THE TFT AND THE TOUCH PANEL ON THIS PRODUCT, SO THE END UNIT'S MECHANICAL DESIGN MUST INCLUDE A HOUSING FOR PREVENTING THE SEPARATION OF THE TFT AND THE TOUCH PANEL.

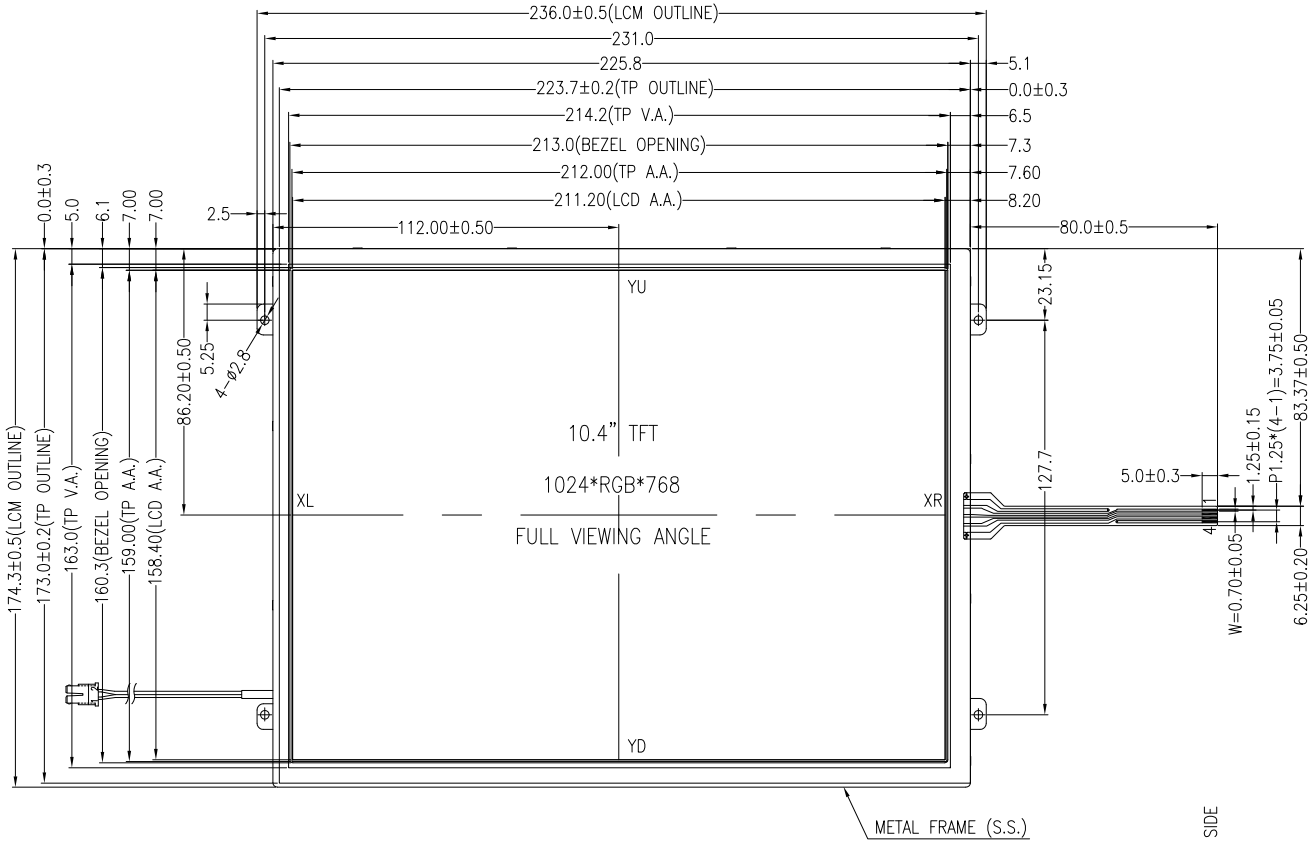

PIN ASSIGNMENT FOR TFT			
PIN	SYMBOL	PIN	SYMBOL
1	AGND	31	NIND0
2	AVDD	32	GND
3	DVDD	33	GND
4	GND	34	GRB
5	NC	35	STBYB
6	DVDD	36	SHLR
7	GND	37	DVDD
8	V14	38	UPDN
9	V13	39	AGND
10	V12	40	AVDD
11	V11	41	NC
12	V10	42	DITH
13	V9	43	GND
14	V8	44	DVDD
15	GND	45	GND
16	DVDD	46	V7
17	GND	47	V6
18	PIND3	48	V5
19	NIND3	49	V4
20	GND	50	V3
21	PINC	51	V2
22	NINC	52	V1
23	GND	53	GND
24	PIND2	54	DVDD
25	NIND2	55	SELB
26	GND	56	VGH
27	PIND1	57	DVDD
28	NIND1	58	VGL
29	GND	59	GND
30	PIND0	60	NC

PIN ASSIGNMENT FOR RTP	
PIN	SYMBOL
1	XR
2	YD
3	XL
4	YU

PIN ASSIGNMENT FOR B/L	
PIN	SYMBOL
1	A (RED WIRE)
2	K (WHITE WIRE)

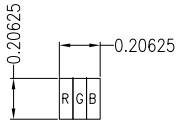

PIXEL DETAIL

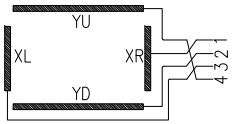

RTP DIAGRAM

NOTES:

1. DISPLAY TYPE: TFT, TRANSMISSIVE, NORMALLY BLACK
2. OPERATING VOLTAGE: DVDD=3.3V (TYP.)
3. VIEWING DIRECTION: FULL VIEWING ANGLE
4. DRIVER IC: TBD
5. OPERATING TEMP.: −20°C ~ 70°C
6. STORAGE TEMP.: −30°C ~ 80°C
7. LED BACKLIGHT: 39−CHIP WHITE LED, IF=520mA, VF=8.4V~9.9V
8. SURFACE LUMINANCE: 800CD/M^2 (TYP.) WITH RTP
9. TOP POLARIZER SURFACE TREATMENT: ANTI−GLARE
10. RECOMMEND MATCHING CONNECTOR: 089K60−000100−G2−R (STARCONN) OR EQUIVALENT
11. THE SINGLE LAYER AREA OF FPC IS BENDABLE AND THE BENDING RADIUS MUST BE NOT LESS THAN 1.5MM
12. GENERAL TOLERANCE: ±0.5MM
13. ROHS COMPLIANT

VER.	REVISED DESCRIPTION	REVISER	DATE
01	FIRST ISSUE	RITA	2024.01.04

MULTI−INNO TECHNOLOGY CO., LTD.

DRAWN BY:	RITA 2024.01.04		MODULE P/N: MI1040YT−5RP
CHECKED BY:		SCALE : 1/1	
APPROVED BY:		UNIT: mm	DESCRIPTION: TFT + RTP MODULE
VERSION NO:	01	SHEET NO.: 1/2	

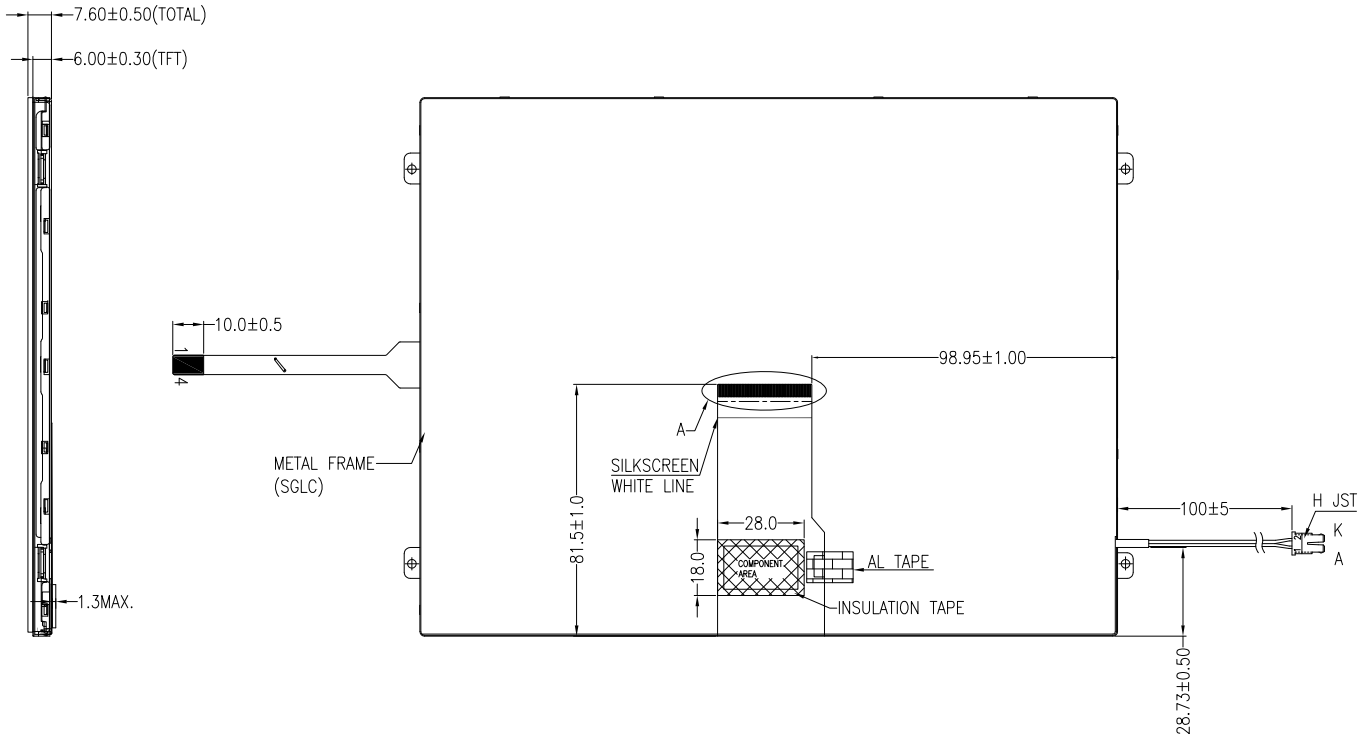

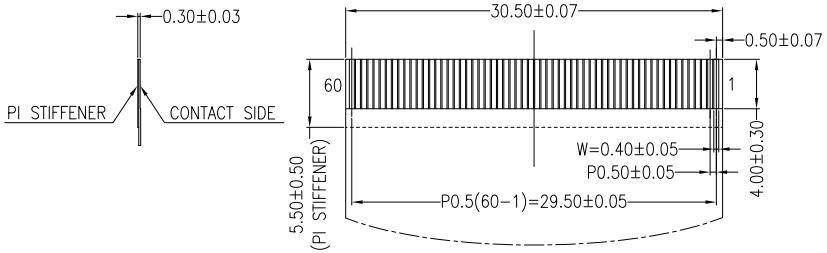

DETAIL A
(SCALE 4:1)

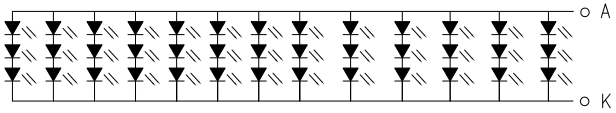

BACKLIGHT CIRCUIT DIAGRAM

MULTI-INNO TECHNOLOGY CO., LTD.

DRAWN BY:	RITA	2024.01.04		MODULE P/N:	
CHECKED BY:			SCALE : 1/1	MI1040YT-5RP	
APPROVED BY:			UNIT: mm	DESCRIPTION:	
VERSION NO:	01		SHEET NO.: 2/2	TFT + RTP MODULE	

VER.	REVISED DESCRIPTION	REVISER	DATE
01	FIRST ISSUE	RITA	2024.01.04